



**Aviation  
Ground  
Equipment Corp.**

it's all about connections



# Illustrated Parts List

**Hobart 2400 Compact  
120 / 140 / 180 kVA**

**400 Hz Ground Power Unit**

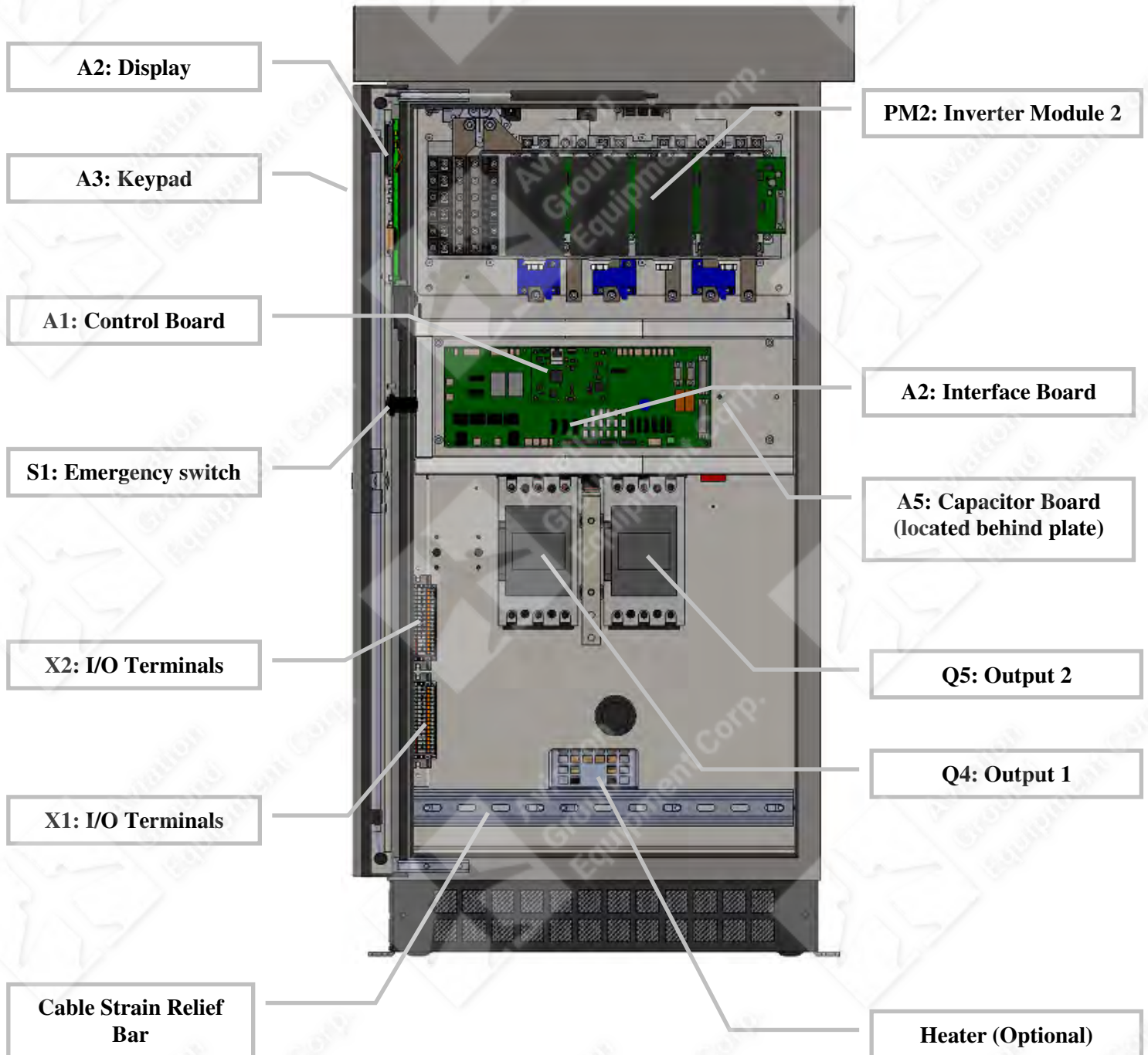


324 South Service Road, Unit 104 Melville NY 11747  
TEL (631) 815-5520 • FAX (631) 815-5526  
E-mail: [sales@aviationgroundequip.com](mailto:sales@aviationgroundequip.com)  
Web: [www.aviationgroundequip.com](http://www.aviationgroundequip.com)

# Hobart 2400 Compact – 120 / 140 / 180 kVA

## Illustrated Parts List

### 1.0 Illustrated Parts List



**Figure: 1.0.1** Front View

**Note!**

In mobile and bridge mounted units, the display module and the emergency stop button are situated in a separate box.

324 South Service Road, Unit 104 Melville NY 11747

TEL (631) 815-5520 • FAX (631) 815-5526

E-mail: sales@aviationgroundequip.com

Web: www.aviationgroundequip.com

# Hobart 2400 Compact – 120 / 140 / 180 kVA

## Illustrated Parts List

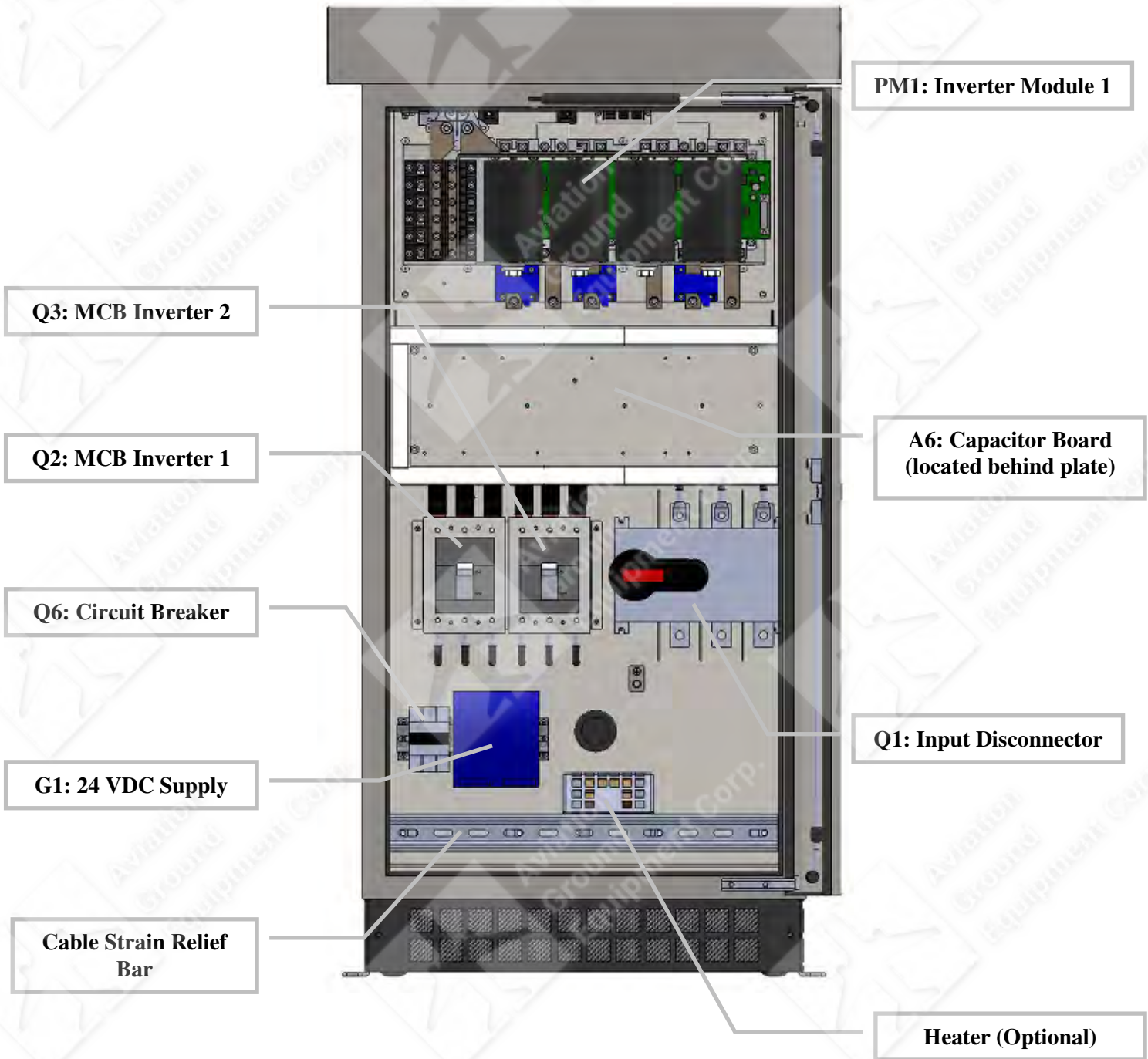


Figure 1.0.2 Rear View

# Hobart 2400 Compact – 120 / 140 / 180 kVA

## Illustrated Parts List

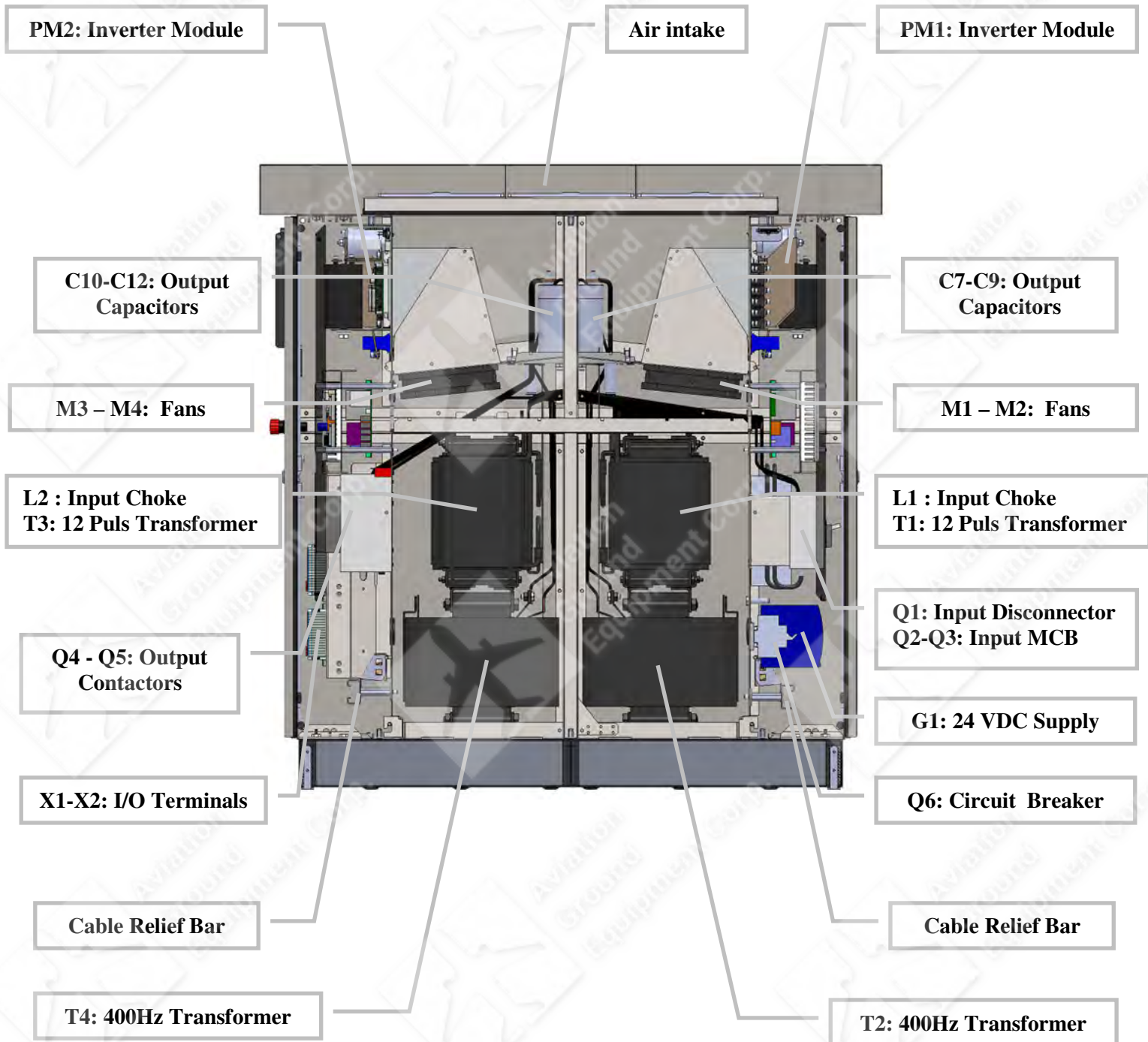


Figure 1.0.3 Side View cut

324 South Service Road, Unit 104 Melville NY 11747

TEL (631) 815-5520 • FAX (631) 815-5526

E-mail: sales@aviationgroundequip.com

Web: www.aviationgroundequip.com

# Hobart 2400 Compact – 120 / 140 / 180 kVA

## Illustrated Parts List

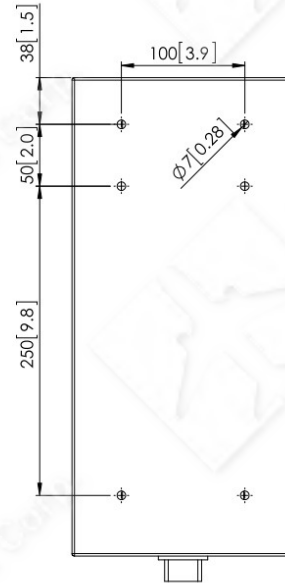
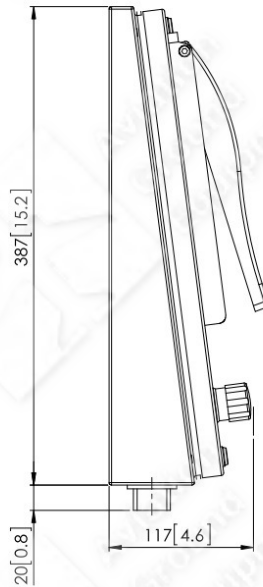
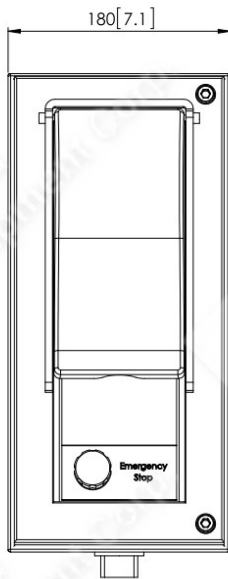
- 578xxx Remote Control Box**
- 578806 Single 400 Hz output**
- 578818 2 x 400 Hz Outputs**
- 578858 2 x 400 Hz Outputs & controls for Retriever/Hoist**



**2 x 400 Hz Outputs / Retriever or Hoist**



**2 x 400 Hz Outputs**



The control box is used for operation of the ground power unit when the GPU is located away from the aircraft parking position, placed under or on the side of a passenger boarding bridge or on a trailer.

324 South Service Road, Unit 104 Melville NY 11747

TEL (631) 815-5520 • FAX (631) 815-5526

E-mail: [sales@aviationgroundequip.com](mailto:sales@aviationgroundequip.com)

Web: [www.aviationgroundequip.com](http://www.aviationgroundequip.com)

# Hobart 2400 Compact – 120 / 140 / 180 kVA

## Illustrated Parts List

---

### **578814 Terminal Extension**

If more than 2 x cables per output phase are needed, for instance 2 || 7 x 35 mm<sup>2</sup>, the terminal extension allows connection of up to 4 x cables per phase.

The kit consists of:

4 x extension bars (A1-B1-C1 / A2-B2-C2)

1 x extension bar (N1-N2)

Bolts, washers, spring washer and nuts.

Note!

2 x 578814 are ordered to cover both outputs.



### **591100 Auto Calibration Plug**

Required for Plug & Play set-up.

See section 7.

